

# 19 WCC Lite internal signals

## Overview

The WCC Lite contains several internal data points for readout and control which can be accessed via the Pooler service.


## Configuration

### Devices section

In the devices section, only the protocol, scan\_rate\_ms and poll\_delay\_ms are to be configured for this type of device.


#### WCC Lite internal signals


Parameter	Type	Description	Required	Default Value (when not specified)	Range
name	string	User-friendly device name	Yes		
device_alias	string	Alphanumeric string to identify a device	Yes		
protocol		Protocol identifier Internal data	Yes		<b>Internal data</b>
scan_rate_ms	integer	Update rate	No	60000	
poll_delay_ms	integer	Poll delay	No	200	

 It is advised to set scan\_rate\_ms to a value greater than 5000 milliseconds as frequent scans may significantly overload the internal data process.

## The signals section

tag\_job defines the tagging job. This can be set to gpio, board, netstat, gsm, led and process. tag\_job\_todo defines the job sub job. This field should address the particular point of interest. There is also an optional extra trigger parameter. It allows changing when the signal switches between on and off and is only applicable to LED and GPIO parameters that can be set. The default trigger is value>0. When a **trigger** column is added the trigger can be changed by entering i.e. "value>10". This is useful when mapping a source signal to trigger a relay. An example of how to use a trigger is in the example configuration attached to this page. [Excel Configuration Example](#)

 Digital-input GPIO will only work with Hardware versions 1.4 and above.

 Certain GSM parameters will only work if a SIM card is inserted.

job_todo	Description	tag_job_todo	Description
gpio	ReadOnly parameters	digital-input	If the value is 1 then the digital input pin is high. If it's 0 then the digital-input value is low.
		rs232-enable	If the value is 1 then rs232 is enabled. If the value is 0 then rs485 is enabled.
	Parameters that can be set.	sim-detect	Informs whether the sim is inserted.
		relay	Making this value equal to 1 will activate the relay.

board	Board info	cpu-usage	CPU usage %
		ram-usage	RAM usage %
		mac-address	Device MAC address
		uptime	Device uptime in seconds
		fw-version	Firmware version
		hw-version	Hardware version
		modem-imei	Modem IMEI number
		modem-type	Modem type: 0 - unknown 1 - single sim 2 - dual sim
netstat[[interface]	Network statistics	TX	Bytes transferred
		RX	Bytes received
led	LED status/control	blue-heartbeat	Heartbeat LED
		blue-wlan	WLAN LED
		green-eth0	ETH0 LED
		green-eth1	ETH1 LED
		green-signal1	Signal 1 LED
		green-signal2	Signal 2 LED
		green-signal3	Signal 3 LED
		red-fault	Fault LED
process	Check if the process is running	[process name]	1 or 0 is returned
gsm	GSM information	rat-number	GSM RAT number
		imsi-number	GSM IMSI number
		internet-status	GSM Internet status
		operator-number	GSM operator number
		roaming-status	GSM roaming status
		signal-quality	GSM signal quality
		sim-status	SIM card status

		sim-select	if the value is 0, sim1 will be selected, if the value is 1, sim2 will be selected.
		modem-reset	Making this value equal to 1 will reset the modem.
date	Current set time values.	year	The current year set on the device
		month	The current month set on the device
		day	The current day set on the device
		hour	The current hour set on the device
		minute	The current minute set on the device
		second	The current second set on the device